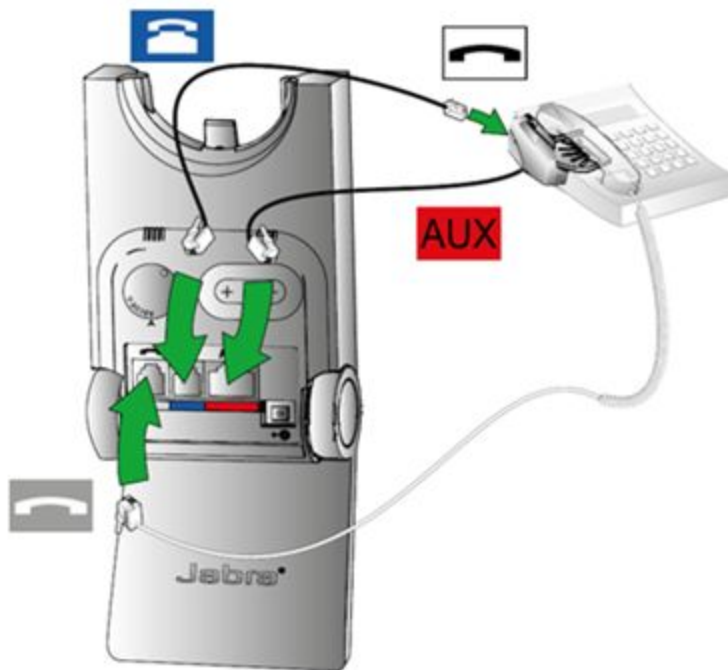




## GN1000 Setup.




To set your headset up with your GN1000 lifter please follow below instructions.



### **OPTION 3**

#### **Desk Phone with GN1000**

The GN1000 remote handset lifter manually lifts the desk phone handset to make or answer a call. For mounting instructions refer to documentation supplied with the GN1000.

1. On the desk phone, unplug the handset cable from the phone body.
2. Connect the handset cable to the port marked  on the base.
3. Plug the supplied telephone cable into the port marked  on the base.
4. Connect the telephone cable into the handset port on the desk phone.
5. Connect the GN1000 cable into the port marked  on the base.

Please ensure on step 4 that you plug the headset cable into the Handset port on the phone – NOT the headset jack. If you plug into the headset jack you will not get sound in your headset.

Tried everything and still not working?

Call Our Friendly Experts

**1300 889 728**